



# 700 Series

## Key Switches

SDC key switch assemblies provide an economical method of providing authorized control for a variety of applications. A choice of several contact configurations ensure compatibility with virtually any system. Key switch assemblies are compatible with U.S. standard, 1" to 1 3/8" mortise key cylinders and interchangeable core cylinders\*. Compatibility with a new or existing facility mechanical key system is maintained.

**SDC's 700 series switch assemblies** come standard with stainless steel faceplates and a heavy duty rated switches. Available in a narrow faceplate size to mount directly to the door frame or single gang and double gang sizes to be box mounted.

*\*Key cylinders not included, order separately. See related products.*

- 20 gauge stainless steel faceplates
- Alternate action or momentary
- SPDT or DPDT
- 22 gauge wire leads, 7"
- Tamper resistant, recessed cylinder\*
- Tamper resistant spanner screws
- 1" - 1 3/8" mortise cylinder compatible
- Large actuator for positive and consistent activation

*\*Not available with narrow faceplate 700N models.*

### ORDERING GUIDE

			FINISH	
			U	
			S	
			C	
			H	
			D	
			Q	
			P	
706			U	LT ATS
701N	701	701T		L1G
702N	702	702T		L1R
705N	705	705T		L2
706N	706	706T		LT
707N	707	707T		ATS
708N	708	708T		L2 ATS
709N	709	709T		L2 ATS
711N	711	711T		L2 ATS
712N	712	712T		
713N	713	713T		
MODEL			OPTIONS	

NOT REQUIRED

### EXAMPLES

<b>701U</b>	Single Gang, Alternate Action (AA) On/Off, SPDT, 630	<b>121.00</b>
<b>702U</b>	Single Gang, Momentary (MO), SPDT, 630	<b>121.00</b>
<b>701ULT</b>	Single Gang, Alternate Action (AA) On/Off, SPDT, 630, One Tri-Color LED	<b>161.00</b>
<b>702UL2</b>	Single Gang, Momentary (MO), SPDT, 630, One Green & One Red LED	<b>161.00</b>
<b>701NUL1R</b>	Narrow, Alternate Action (AA) On/Off, SPDT, 630, One Red LED	<b>148.00</b>



**Narrow**



**Single Gang**



**Double Gang**



**701NUL1R**



**707UL1R**



**708TUL2SN**

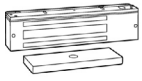
MODEL		● ○ ○	LIST \$
701N	Narrow	Alternate Action (AA) On/Off, SPDT	121.00
702N	Narrow	Momentary (MO), SPDT	121.00
705N	Narrow	Alternate Action (AA) On/Off, DPDT	140.00
706N	Narrow	Momentary (MO), DPDT	132.00
707N	Narrow	(2) Momentary (MO), SPDT	157.00
708N	Narrow	(1) Momentary (MO), SPDT, (1) Alternate Action (AA)On/Off, SPDT	165.00
709N	Narrow	(2) Alternate Action (AA)On/Off, SPDT	177.00
711N	Narrow	(2) Momentary (MO), DPDT	184.00
712N	Narrow	(1) Momentary (MO), DPDT, (1) Alternate Action (AA) On/Off, DPDT	184.00
713N	Narrow	(2) Alternate Action (AA) On/Off, DPDT	184.00
701	Single Gang	Alternate Action (AA) On/Off, SPDT	121.00
702	Single Gang	Momentary (MO), SPDT	121.00
705	Single Gang	Alternate Action (AA) On/Off, DPDT	140.00
706	Single Gang	Momentary (MO), DPDT	132.00
707	Single Gang	(2) Momentary (MO), SPDT	157.00
708	Single Gang	(1) Momentary (MO), SPDT, (1) Alternate Action (AA)On/Off, SPDT	165.00
709	Single Gang	(2) Alternate Action (AA)On/Off, SPDT	177.00
711	Single Gang	(2) Momentary (MO), DPDT	184.00
712	Single Gang	(1) Momentary (MO), DPDT, (1) Alternate Action (AA) On/Off, DPDT	184.00
713	Single Gang	(2) Alternate Action (AA) On/Off, DPDT	184.00
701T	Double Gang	Alternate Action (AA) On/Off, SPDT	152.00
702T	Double Gang	Momentary (MO), SPDT	152.00
705T	Double Gang	Alternate Action (AA) On/Off, DPDT	165.00
706T	Double Gang	Momentary (MO), DPDT	157.00
707T	Double Gang	(2) Momentary (MO), SPDT	184.00
708T	Double Gang	(1) Momentary (MO), SPDT, (1) Alternate Action (AA)On/Off, SPDT	190.00
709T	Double Gang	(2) Alternate Action (AA)On/Off, SPDT	200.00
711T	Double Gang	(2) Momentary (MO), DPDT	209.00
712T	Double Gang	(1) Momentary (MO), DPDT, (1) Alternate Action (AA) On/Off, DPDT	209.00
713T	Double Gang	(2) Alternate Action (AA) On/Off, DPDT	209.00

FINISH		○ ● ○	ADD TO LIST
U	630 Dull Stainless <small>Standard</small>		N/C
S	629 Bright Stainless		100.00
D	606 Dull Brass		155.00
C	605 Bright Brass		155.00
G	612 Dull Bronze		155.00
F	611 Bright Bronze		155.00
H	613 Dark Oil Rubbed Bronze		100.00
Q	626 Dull Chrome		100.00
P	625 Bright Chrome		100.00

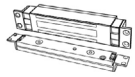
Continued on next page.

## COMPONENT CONSIDERATIONS

With a robust toolbox of over 35,000 SDC access & control components at your fingertips, you can add additional components to complement the products you're ordering and assemble a turnkey solution for almost any controlled door opening system imagined.



Electromagnetic Locks  
Pages 10-25



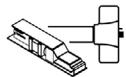
Electromagnetic Shear Locks  
Pages 26-33



Electric Strikes  
Pages 57-63



Electrified Locksets  
Pages 64-81



Exit Devices & Retrofit ELR Kits  
Pages 82-98



Low Energy Operators  
Pages 147-148



Power Controllers  
Pages 153-164

OPTIONS		ADD TO LIST
<b>L1G</b>	Visual Status Indicator (LED), One Green	<b>27.00</b>
<b>L1R</b>	Visual Status Indicator (LED), One Red	<b>27.00</b>
<b>L2</b>	Visual Status Indicator (LED), One Green & One Red	<b>40.00</b>
<b>LT</b>	Visual Status Indicator (LED), One Tri-Color	<b>40.00</b>
<b>ATS</b>	Anti-Tamper Switch (ATS)	<b>40.00</b>
<b>RMB*</b>	Audible Buzzer (RMB)	<b>50.00</b>
<b>SN*</b>	Alarm Siren (SN)	<b>64.00</b>

\* 700T models only.

## RELATED PRODUCTS

When you order any SDC products in this section, there are a number of related or complementary products that have proven to work well with your selection.

<b>BB1D</b>	Single Gang Retrofit Back Box, 2 1/4" x 3 3/4" x 2 3/4"	<b>18.00</b>
<b>CYL-6KDQ</b>	Mortise Cylinder, 6-Pin, 1 1/8" Length, Keyed Different	<b>57.00</b>
<b>CYL-6KAQ</b>	Mortise Cylinder 6-Pin, 1 1/8" Length, Keyed Alike	<b>57.00</b>